



Science

Living Things and Their Habitats

Microhabitats



Aim

- I can identify animals in their habitats.
- I can use information I have gathered to answer a question.

Success Criteria

- I can find microhabitats.
- I can identify and name the minibeasts I find there.
- I can record information about minibeasts in a table.
- I can present my results in a pictogram.
- I can use my findings to compare 2 microhabitats


Microhabitats and Minibeasts

We have been learning about the different habitats where living things make their homes.

Some of these habitats are very big, like a woodland. Some habitats are very small; we call these microhabitats.


A large habitat contains many microhabitats. A microhabitat can be as small as a fallen branch or the space under a stone.

What microhabitats did we find in our local habitat?




Microhabitats and Minibeasts

Here are some different microhabitats you might have found in the local environment.



Under stones and rocks.




In short grass.




Inside rotting wood.



Under fallen leaves.



In and on the soil.



In tall grass and flowers.


Microhabitats and Minibeasts

A minibeast is a small creature like an insect, a worm or a spider.


Many different minibeasts live in many different microhabitats.



They are suited to live in that microhabitat as they can find the food, water and shelter they need.



Minibeasts help to keep the microhabitat healthy.



Microhabitats and Minibeasts

Caterpillar



Caterpillars like to live on top of and underneath leaves.

This is so they can use their camouflage and blend into the leaf.

This helps to protect them so that they are not easily seen by predators.

Microhabitats and Minibeasts

Ants



Ants mostly live underground in big families.

There are lots of insects to eat underground.

Ants don't have ears. Ants hear by feeling vibrations in the ground through their feet.

Microhabitats and Minibeasts

Worms



Worms like to live anywhere there is soil.

They like to eat dead leaf matter and they need the soil to be moist.

Worms help to keep soil healthy by digging tunnels that let air and water in.

Microhabitats and Minibeasts

Spider



Spiders can live in just about any habitat.

When the weather gets colder they have to find shelter.

Their body colours help them to blend in and they build webs to catch insects to eat.

Microhabitats and Minibeasts

Ladybirds




During the summer ladybirds like to live in shrubs, branches and flowers.

When the weather gets cold they hide in tree stumps, under rocks and under leaves.

Ladybirds huddle together to keep warm and hibernate until spring.

Microhabitats and Minibeasts

Did you see any of these minibeasts in the local habitat?



What other minibeasts can you think of?



Microhabitats Enquiry



How could we answer this question?



Do all minibeasts like living in the same microhabitats?


Microhabitats Enquiry

We are going to try to answer the question by finding microhabitats in the local environment and counting the different minibeasts we find there.



Do all minibeasts like living in the same microhabitats?

Microhabitats Enquiry




We are going back to the habitat that we studied in the last lesson.
Look at the map you made.

Can you see any
microhabitats?


Local Habitat Map

Draw a map of the local habitat.
Draw the trees and plants, and any animal homes that you find.



What kind of habitat is it? urban

Draw and label any animals you see.



rat

cat

slug


twinkl planit

twinkl.co.uk

Science | Year 2 | Living Things and Their Habitats | Local Habitats | Lesson 2

twinkl.co.uk

Microhabitats Location



You are going to look closely at two different microhabitats.
Draw each microhabitat carefully and write a sentence to describe what it is like.

Is it dry, hard
and dusty?

Is it soft,
damp and
muddy?

Microhabitats Enquiry - Location


Find 2 different microhabitats. Give them a name, draw them and write a sentence to say what the habitat is like, using the word bank to help you.

1. _____ 2. _____

Word Bank: dry dusty rocky damp muddy woody leafy hard soft springy light dark big small

Microhabitats Survey








Next you need to look very closely at each microhabitat and count up each kind of minibeast that you find there.



Microhabitats Survey
















Microhabitats Enquiry - Survey

Look carefully at your two habitats. Count up the number of each kind of minibeast that you find there.

Minibeast		Habitat 2
Woodlouse		
Slug		
Look carefully at your two habitats. Count up the number of each kind of minibeast that you find there.		
Minibeast		Habitat 1
Woodlouse		
Slug		
Snail		
Spider		
Beetle		
Fly		
Wasp		
Other		

Microhabitats Enquiry - Survey

Look carefully at your two habitats. Count up the number of each kind of minibeast that you find there.

Minibeast		Habitat 1	Habitat 2
Woodlouse			
Slug			
Snail			
Spider			
Beetle			
Fly			
Bee			
Millipede			
Butterfly			
Caterpillar			
Worm			
Ant			
Ladybird			
Wasp			
Other			

Microhabitats Conclusion



Work with your partner.



Look at your habitat drawings and descriptions.

What were your two microhabitats like?

Look closely at both pictograms.

Did your two habitats have different kinds of minibeasts?
Can you suggest why?

Aim

- I can identify animals in their habitats.
- I can use information I have gathered to answer a question.

Success Criteria

- I can find microhabitats.
- I can identify and name the minibeasts I find there.
- I can record information about minibeasts in a table.
- I can present my results in a pictogram.
- I can use my findings to compare 2 microhabitats

